

faysalbank  فيصل بينك

# FAYSAL ISLAMI – BURRAQ DIGITAL FREELANCER ACCOUNT




Your complete Digital Banking Experience is now just a Click Away!

## Burraq Digital Freelancer Account Features

- Available in current account category
- Available in PKR & USD currencies
- Instant fund transfers from Payoneer to Burraq Freelancer Digital Account
- Free Debit Card
- Free e-Statements
- Free Internet Banking
- Free Mobile Banking
- Monthly debit & credit limits of USD 5,000 each or equivalent
- Additionally upon maintenance of Rs.50,000 monthly average balance, avail free Cheque Books, Pay Orders and Duplicate Account Statement as well



faysalbank 

---

Personal Information    Account Details    Supporting Documents    Verification

1    2    3    4

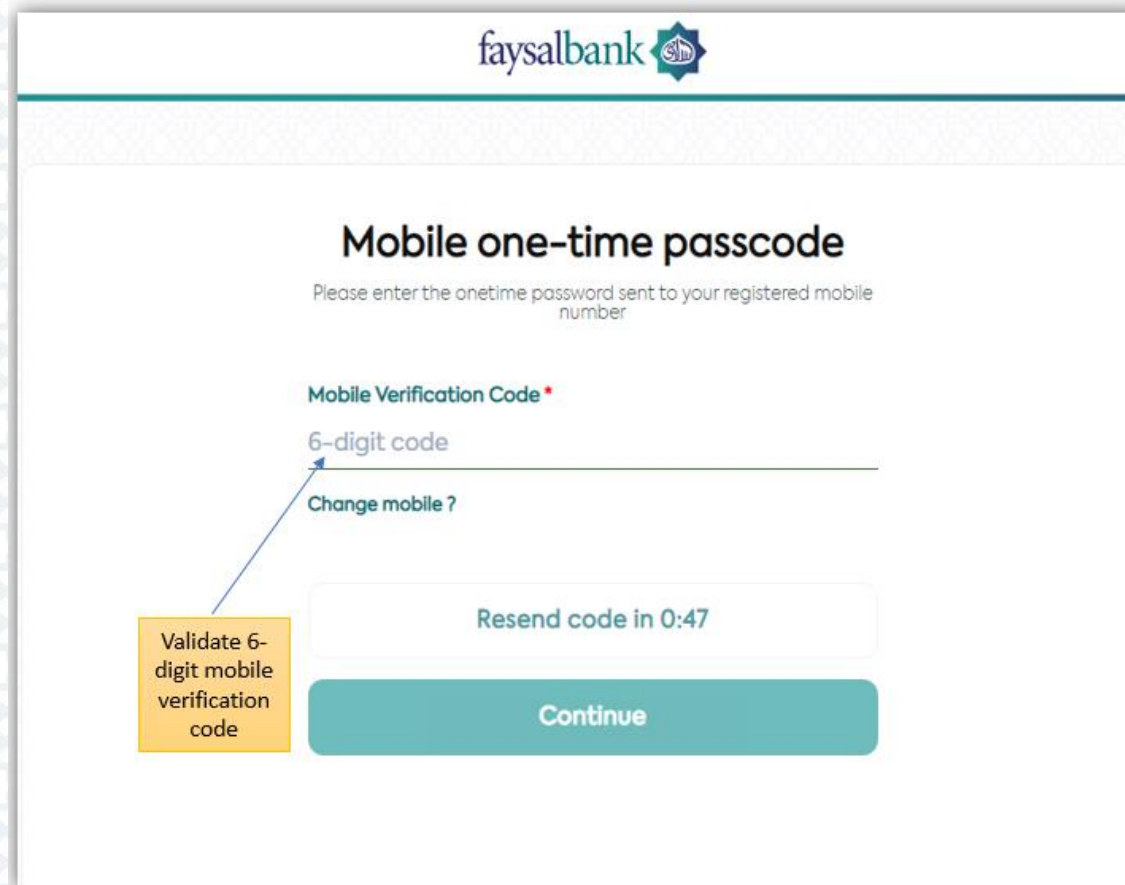
## Mobile Number


Please enter your mobile number registered with your CNIC

**Mobile Number\***

+92    XXX-XXXXXXX

Login



faysalbank 

## Mobile one-time passcode

Please enter the onetime password sent to your registered mobile number

Mobile Verification Code\*

6-digit code

[Change mobile ?](#)

Resend code in 0:47

Continue




Validate 6-digit mobile verification code



## Read Guidelines and Scan Your I.D Card

### Scan ID Notes & Guidelines

For optimal data extraction please use high-quality camera device

-  Please make sure you are in a well-lit space.
-  Place your ID inside the frame.
-  Once fit, it will scan automatically.

Note: Please use camera devices with autofocus functionality for fastest data extraction. You can also use your mobile Web browser for better results.

- I confirm that i have read the guidelines

Scan ID Card

Please enter

When you scan your CNIC card these details will auto filled



- Personal Information **1**
- Account Details 2
- Supporting Documents 3
- Verification 4

## Pakistan nationality details

Please enter your name as per your Pakistan ID card (CNIC/SNIC) along with your ID details

First Name \*

Middle Name (Optional)

Last Name \*

Gender \*

Male

ID Number \*

ID Type \*

CNIC  SNIC

Date of Birth \*

8 / 7 / 1987

Do you have a life time cnic? \*

Yes  No

ID Expiry \*

13 / 6 / 2026

ID Issuance

13 / 6 / 2016





Scan Again

Continue



Read Guidelines and  
Process further for Selfie  
Liveliness Assessment

## Selfie Liveliness Assessment ×

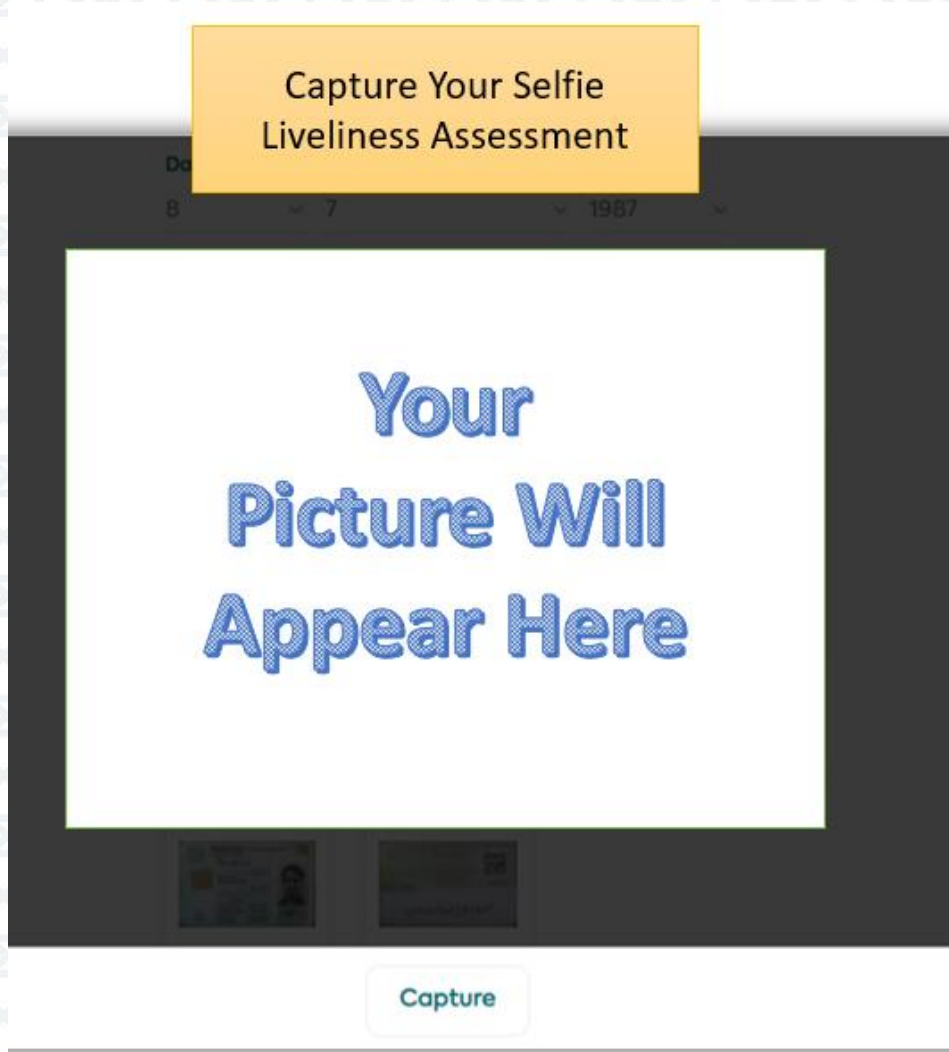
-  Please ensure you are in a well-lit place for an better results
-  Please ensure you are not under direct sunlight so that photo won't overly expose.
-  Please look into the camera and ensure that you face the camera fully. Click capture once ready
-  Please remove any mask or sunglasses before capturing.

Note: The use of fish-eye lenses is not supported.

I confirm that i have read the [guidelines](#)

Ok





The image displays two screenshots of the Faysalbank account selection process. The first screenshot shows a progress bar with five steps: Personal Information (1), Account Details (2), Supporting Documents (3), Preview and Submit (4), and Video Call Verification (5). The 'Account Selection' screen is active, showing a dropdown for 'Nature of Account' with 'Individual' selected, and a dropdown for 'Type of Account' with 'Current' selected. A 'Continue' button is at the bottom. A yellow callout box on the left says 'Select nature of account & type of account' with arrows pointing to these two dropdowns. The second screenshot shows the 'Freelancer Digital Account' selection screen. It has a dropdown for 'Type of Account' with 'Current' selected. Below it, a message says 'Please select any one of the boxes below'. There are two boxes: 'Freelancer Digital Account' (which is selected with a blue checkmark) and 'Digital Account'. The 'Freelancer Digital Account' box contains a 'Please select currency' dropdown with 'PKR' and 'USD' options. A yellow callout box on the right says 'Select account and currency(PKR & USD) , tap 'continue'' with an arrow pointing to the 'Freelancer Digital Account' box and another arrow pointing to the 'PKR' option in the currency dropdown. A 'Continue' button is at the bottom of this screen.



Asaan Digital Remittance Account

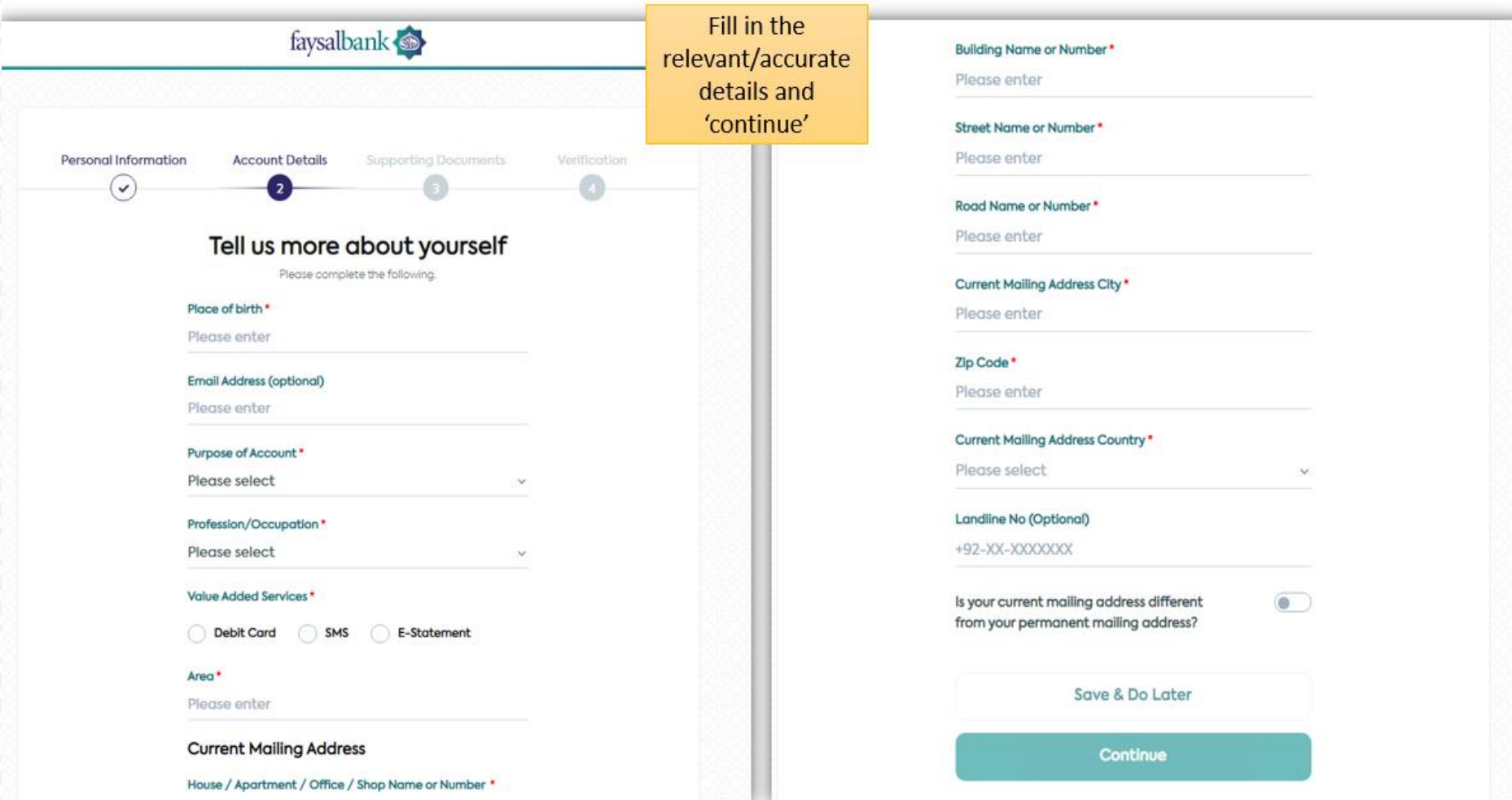
**Purpose of Account \***  
Please select

**Which city would you like to open your account in? \***  
Please select

**Which Area would you like to open your account in? \***  
Please select

**Bank Branch \***  
Please select

Fill Account Details and continue



**faysalbank**

Personal Information  Account Details  Supporting Documents  Verification

### Tell us more about yourself

Please complete the following:

**Place of birth \***  
Please enter

**Email Address (optional)**  
Please enter

**Purpose of Account \***  
Please select

**Profession/Occupation \***  
Please select

**Value Added Services \***  
 Debit Card  SMS  E-Statement

**Area \***  
Please enter

**Current Mailing Address**  
House / Apartment / Office / Shop Name or Number \*

**Building Name or Number \***  
Please enter

**Street Name or Number \***  
Please enter

**Road Name or Number \***  
Please enter

**Current Mailing Address City \***  
Please enter

**Zip Code \***  
Please enter

**Current Mailing Address Country \***  
Please select

**Landline No (Optional)**  
+92-XX-XXXXXXX

Is your current mailing address different from your permanent mailing address?

Save & Do Later

Continue

Fill in the relevant/accurate details and 'continue'



### Supporting documents

Please upload the necessary documents.

#### Source of Funds \*

Document Type

For Self Employed individuals, please provide Account Statement OR Tax Statement /Return Certificate OR Receipt of Payment against the Work.

I cannot provide the proof of w.r.t Source of income/Funds. I hereby declare that the information given regarding my "Source of Income" and "Proof of Profession" in this application is true & correct to the best of my knowledge & belief

#### Proof of Profession \*

Document Type

For self-employed person please provide any proof of Self Employment such as Lawyer/ Doctor/ Consultant/ Freelancers/ Grocery Store/ Medical Store/ Labor Work etc.

I cannot provide the proof of w.r.t Source of income/Funds. I hereby declare that the information given regarding my "Source of Income" and "Proof of Profession" in this application is true & correct to the best of my knowledge & belief

#### Specimen Signature \*

Please take a picture of your specimen signature on a plain white piece of paper then upload.

[View](#)

[Save & Do Later](#)

[Continue](#)

Fill in the relevant/accurate details, attach required documents & tap 'continue'

13



## CRS & FATCA declaration

Please provide the details below.

1. Are you a United States of America ("US") Citizen, a Green Card Holder or a US tax resident? \*

Yes  No

2. Is your place of birth in the United States of America or any US Overseas Territory? \*

Yes  No

3. Do you have a US residential address or correspondence address or a US telephone number? \*

Yes  No

4. Have you either set up standing instructions to transfer money to an account maintained in the US/US Overseas territory or an account with a US address OR have you granted a Power of Attorney or Signatory Authority to a person with a US address? \*

Yes  No

3. Do you have a US residential address or correspondence address or a US telephone number? \*

Yes  No

4. Have you either set up standing instructions to transfer money to an account maintained in the US/US Overseas territory or an account with a US address OR have you granted a Power of Attorney or Signatory Authority to a person with a US address? \*

Yes  No

5. Do you have any "In care of" or "hold mail address" as the only address? \*

Yes  No

I confirm my [FATCA](#) declaration above is true and correct

Tick accurate options for CRS/FATCA declaration & tap 'continue'

Continue



**CRS declaration**

Almost there! Please provide your current tax details below.

Visit [OECD](#) for more details

**Make sure to select country**

**Select declaration and tap 'continue'**

- I confirm my [CRS declaration](#) above is true and correct.
- I hereby accept the Account [Terms and conditions](#).
- I hereby declare that I am a [Resident Pakistani](#).
- I hereby provide [Consent](#) for digital account opening.

Personal Information ✓ Account Details ✓ Supporting Documents ✓ Preview and Submit **4** Video Call Verification 5

Application Preview

<b>Personal Information</b>	
First Name	MUNAWAR
Middle Name	
Last Name	ALI

<b>Account Selection</b>	
Account Name	Freelancer Digital Account
Type of Account	Current
Purpose of Account	Savings
City of Account Branch	Karachi
Area of Account Branch	Karachi Central
Branch Name	IBB Gulistan-e-Jauhar

Preview your submitted application



### FATCA

1. Are you a United States of America (“US”) Citizen, a Green Card Holder or a US tax resident? No

2. Is your place of birth in the United States of America or any US Overseas Territory? No

3. Do you have a US residential address or correspondence address or a US telephone number? No

4. Have you either set up standing instructions to transfer money to an account maintained in the US/US Overseas territory or an account with a US address OR have you granted a Power of Attorney or Signatory Authority to a person with a US address? No

5. Do you have any “In care of” or “hold mail address” as the only address? No

[Preview all Details](#)

### CRS

Country 1

Country of Tax Residency Pakistan

Do you have a TIN Number Yes

TIN Number 464654564654

[Check all Details And Submit](#)


[Submit](#)

Personal Information ✓ Account Details ✓ Supporting Documents ✓ Preview and Submit **4** Video Call Verification 5

### Almost there!

Dear customer, Thank you! Your details and documents have been received for digital account opening.

Please click on Faysal Bank Representative below for video call verification process then chose from 'Start Call' if you are ready OR select 'Schedule Call' to chose a time of your convenience for completing the video call verification.

 Faysal Bank Representative

Start Call


Schedule Call

Choose your suitable time for further video call verification






**STEP 1**  
Go to the Menu and  
Select "Payoneer"



**STEP 2**  
click "Link Payoneer  
Account"



**STEP 3**  
Enter Payoneer Login  
Credentials



**STEP 4**  
Click "Sign-in"  
Button 6. Select  
"Agree"

## **Faysal Islami Burraq Digital Freelancer Account details link:**

- <https://www.faysalbank.com/en/freelancer-digital-account-pkr/>

## **Faysal Islami Burraq Digital Freelancer Account Opening Link:**

- <https://digionboard.faysalbank.com/Resident/MobileVerification>



Thank You